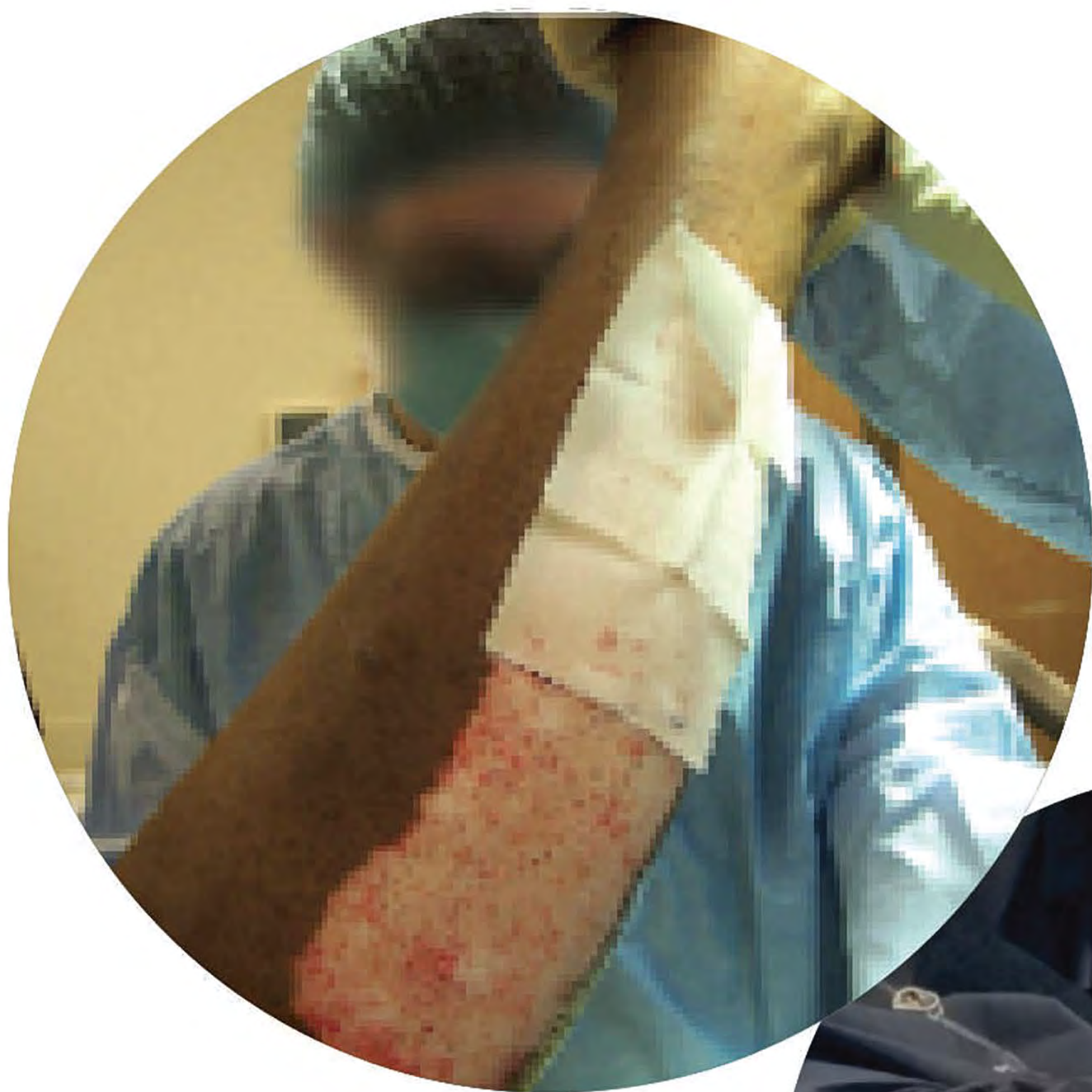


DonorSeal™

Powered by BloodSTOP® iX

Advanced Hemostatic and Wound Healing Dressing for Donor Sites

100% natural plant-based




100% absorbable plant-based cellulose matrix^{2,3}



DonorSeal™ is part of the LifeScience PLUS family of products powered by eCMC technology. DonorSeal™ has a European Union CE Class III absorbable implant certification, and for use with anticoagulant medications. DonorSeal™ has a US FDA 510(k) clearance for temporary control of bleeding from the skin and other surface wounds.


Clinically Proven

DonorSeal™ is a groundbreaking hemostatic and wound healing product designed to transform the landscape of medical care for donor sites. It is part of the LifeScience PLUS family of products powered by eCMC technology. This clinically proven, research-based hemostatic dressing and wound healing matrix is made from 100% plant-based cellulose, providing unparalleled benefits in rapid hemorrhage control, blood loss reduction, wound healing promotion, and donor site comfort.



Features and Benefits

- Turns into a self-sticking gel upon contact with blood and exudates, seals and aids healing of donor site wounds
- No recurring bleeding or adhesion upon removal of secondary dressing coverage^{2,3,4}
- 100% absorbable and biodegradable without any residue; can be used on patients with blood thinner medications (EU only)^{2,3}
- pH neutral, natural plant-based, nontoxic, non-irritating
- Creates a moist wound environment that assists with natural granulation and re-epithelialization, enhancing tissue regeneration and promoting wound healing
- Safe for all age groups



Healing of donor site at 7 days from 1st harvest



Back Donor site before harvesting



Harvesting of Back Donor site



Placement of DonorSeal™ on Donor Site



Back Donor site before 2nd harvesting of skin



2nd harvesting of Donor site 2 week from last sx.



Placement of DonorSeal™ on Donor site to control bleeding and promote healing

LifeSciencePLUS, Inc.

2520A Wyandotte Street, Mountain View, CA 94043, USA | P.O. Box 60783, Palo Alto, CA 94306

1.877.587.5433 (U.S.) | 1.650.565.8172 (International) | www.lifescienceplus.com

Histology Post Application of DonorSeal™

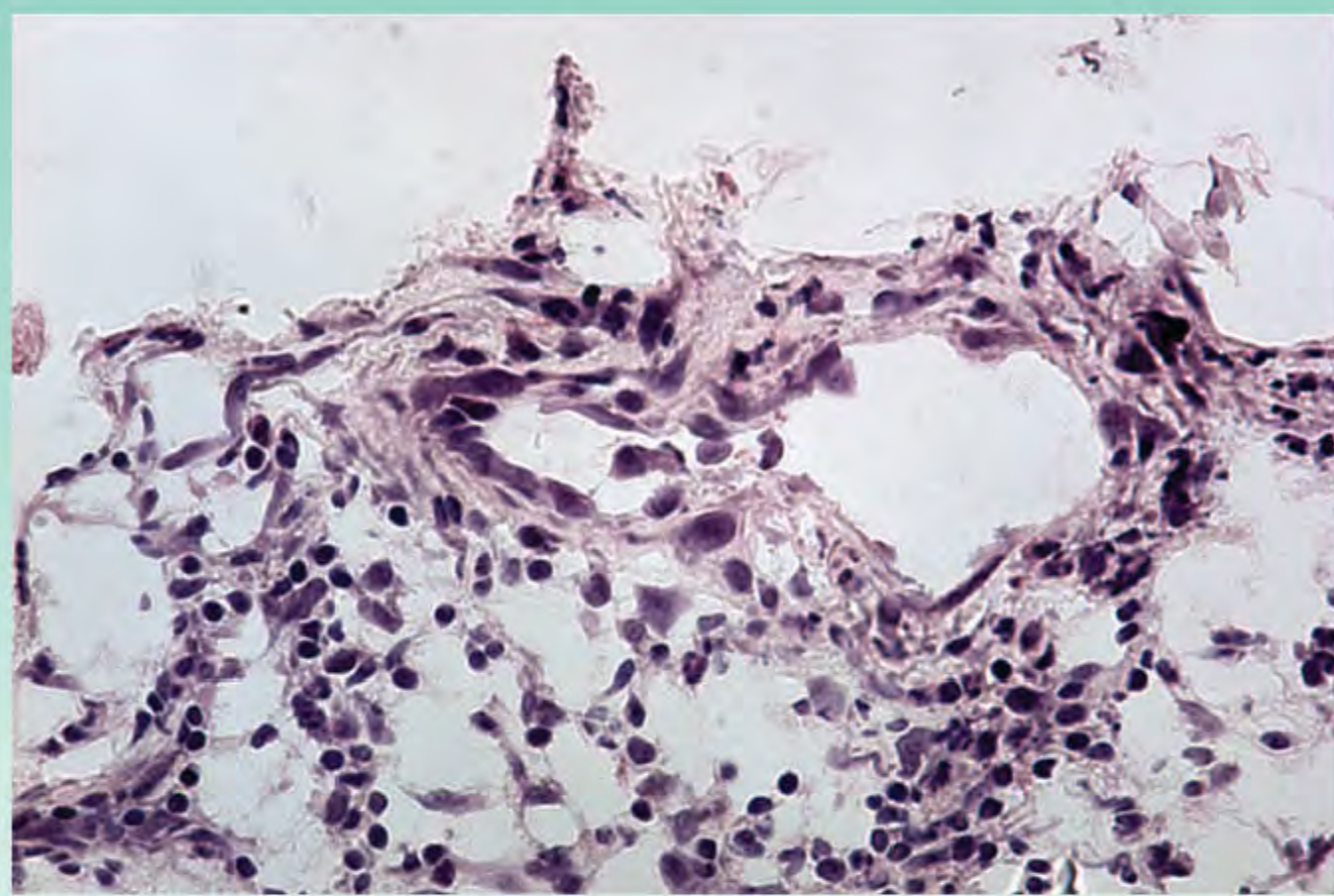


Figure 1
After debridement

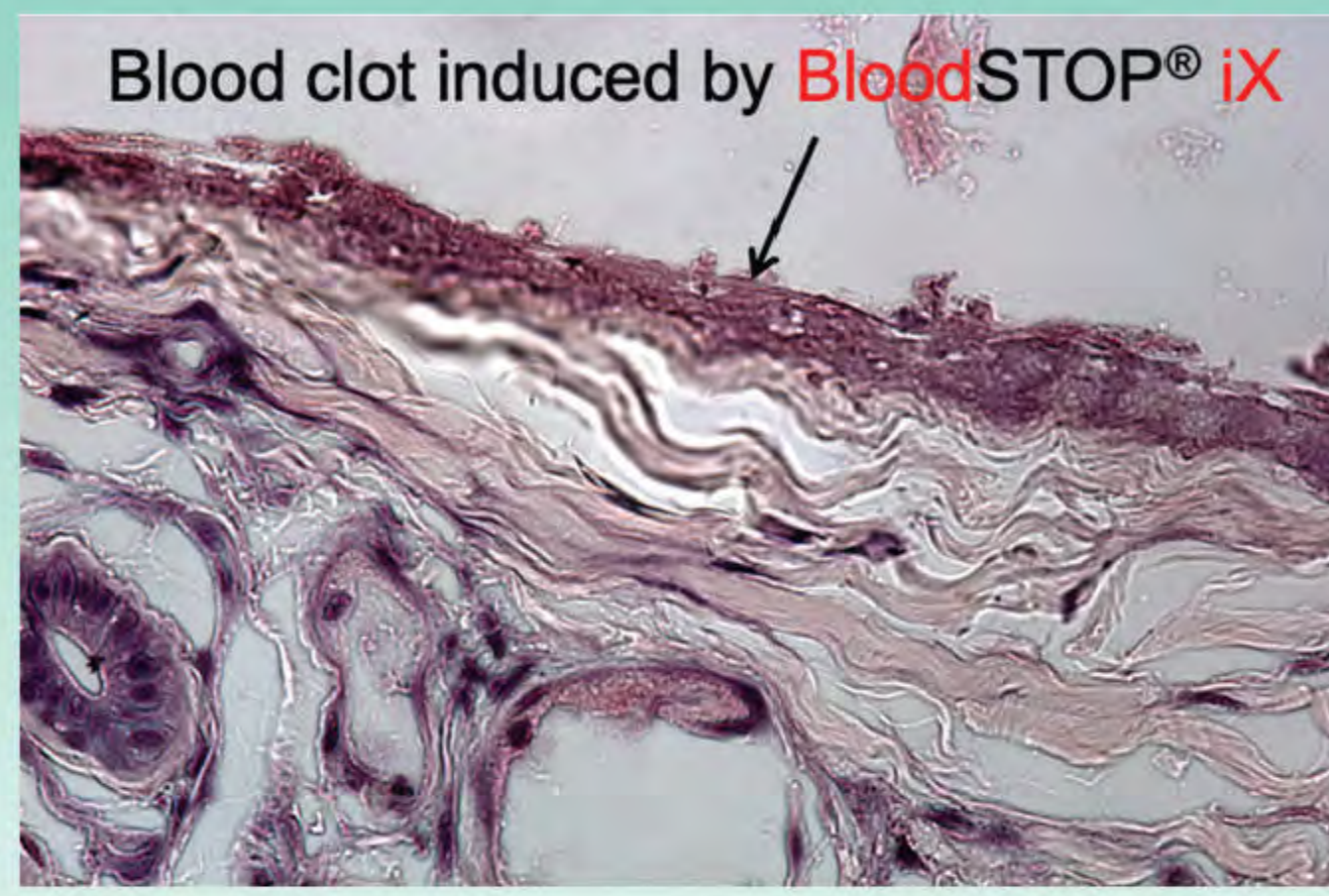


Figure 2
Hemostasis with DonorSeal™

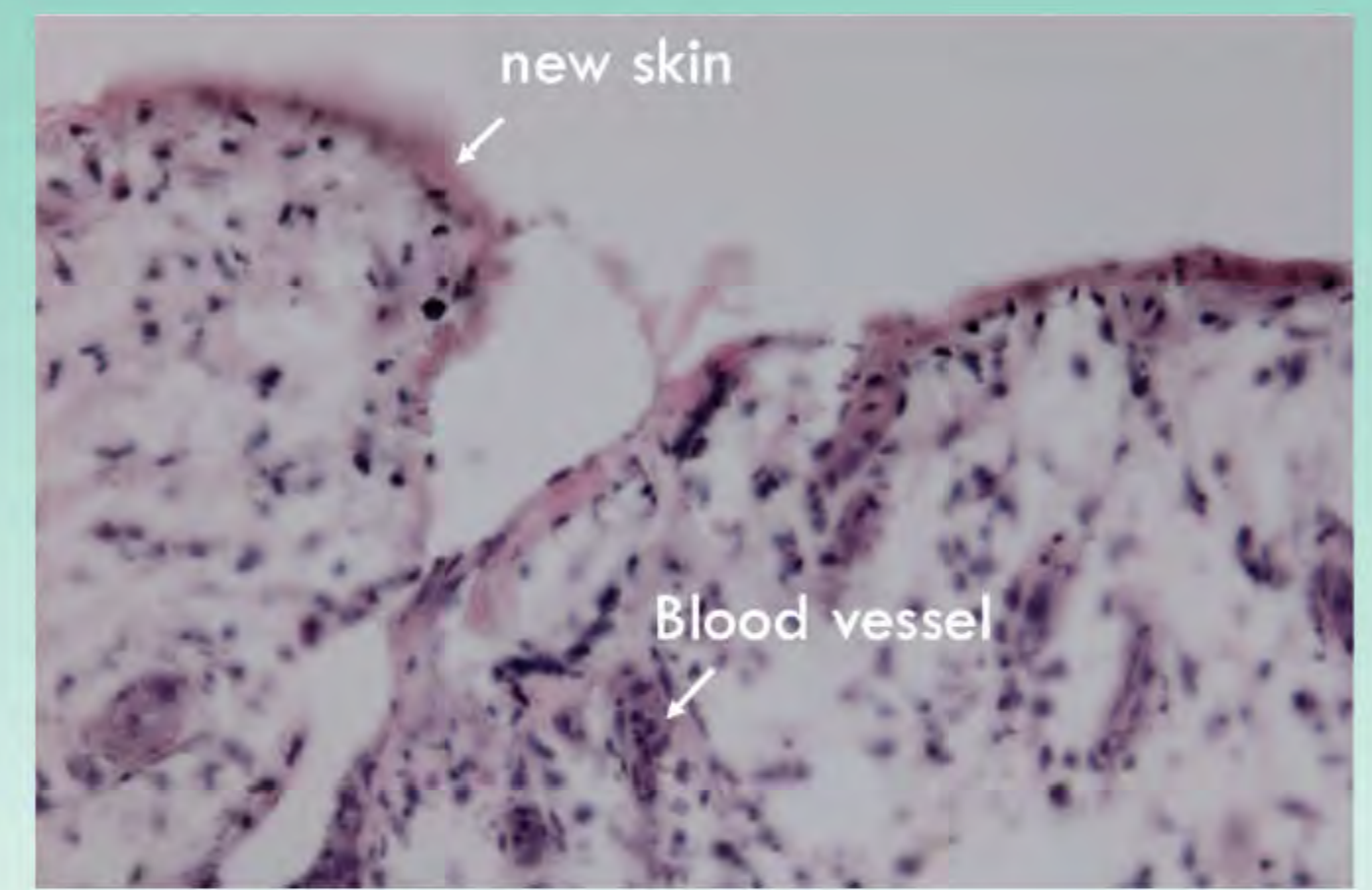
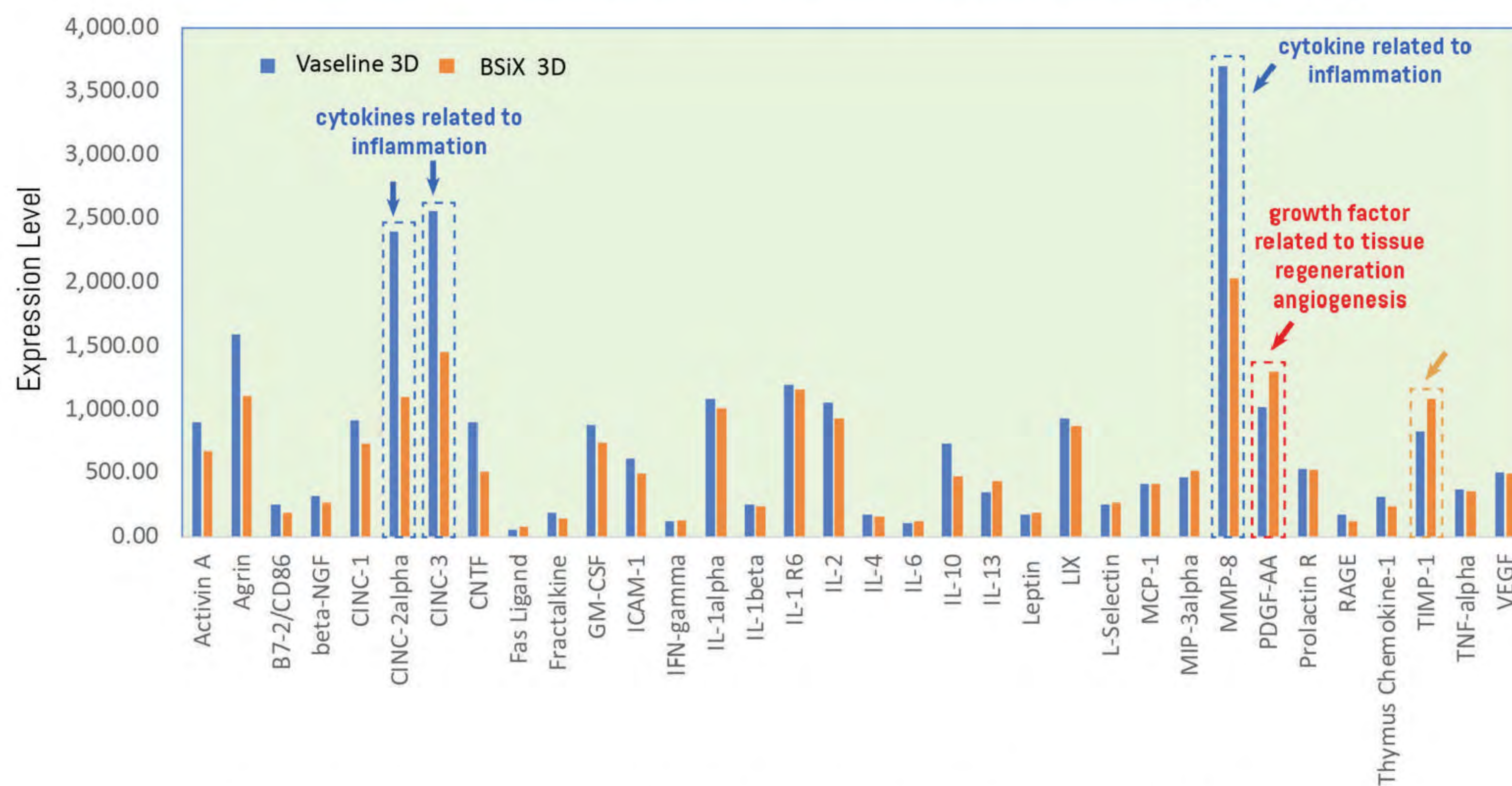


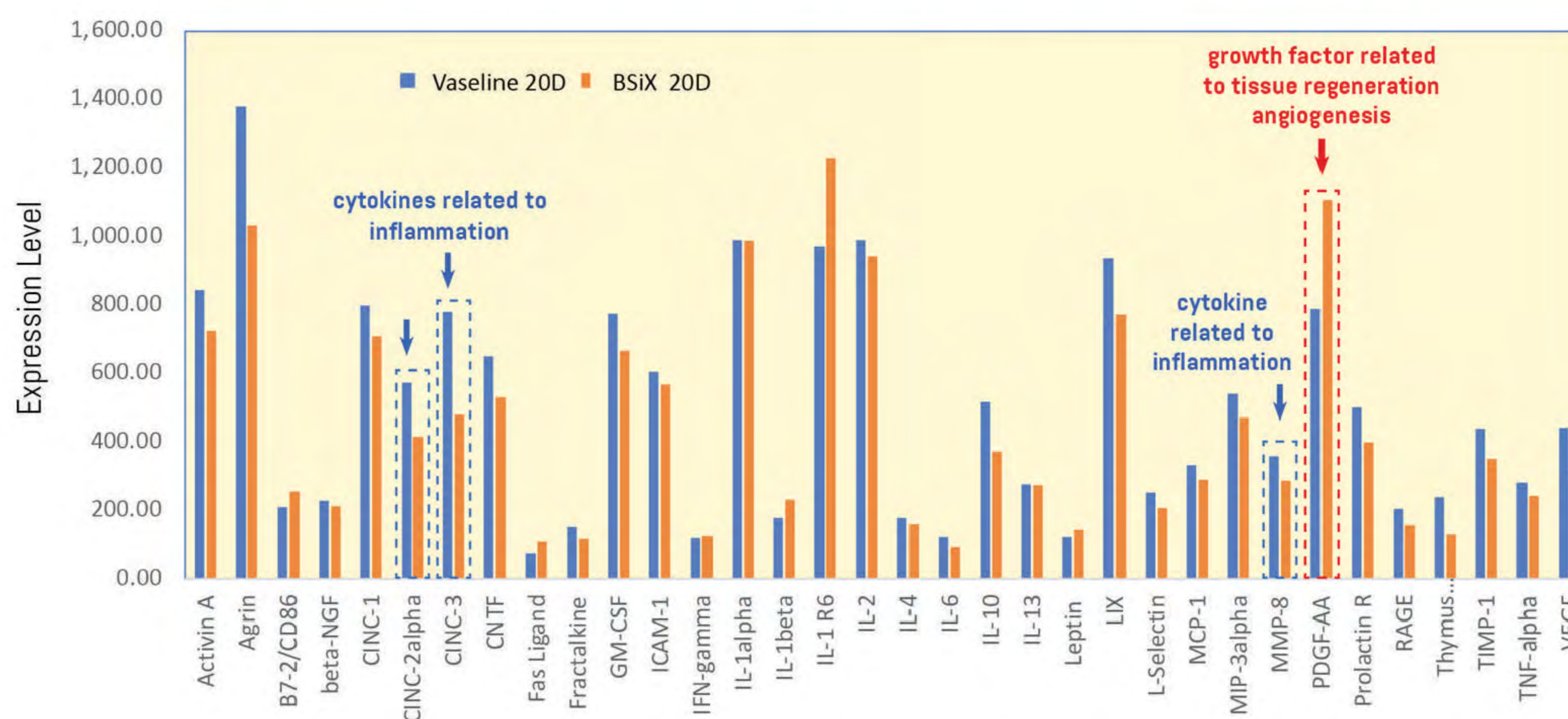
Figure 3
Healing with DonorSeal™

Modulation of Growth Factors in Promotion of Tissue Regeneration in Burn Injury Model

Cytokine array BloodSTOP iX vs Vaseline Gauze (3 Days)



Cytokine array BloodSTOP iX vs Vaseline Gauze (20 Days)



Exceptional Results in Burn Surgery



Donor Site Covered with DonorSeal™



DonorSeal™ then covered with petrolatum dressing for 7 days



Donor Site healed in 7 days

PRODUCT NAME	ITEM #	SIZE	QUANTITY
DonorSeal™ Advanced Hemostat	BS-iX-23	4.5" x 15" (11.25cm x 37.5cm)	10 pc/bx 5 year shelf life

Indications for Use:

Emergency and therapeutic use in the control of bleeding from the skin and other surface wounds where temporary control of bleeding is required.

- 1 Poulakidas S. Use of a Novel Hemostatic Agent in Control of Traumatic Bleeding in Damage Control Surgery. Abstract presented at: Society for the Advancement of Patient Blood Management Annual Meeting; October 4-7, 2023; Nashville, TN.
- 2 Ferretti L, Qiu X, Villalta J, Lin G. Efficacy of BloodSTOP iX, Surgicel, and Gelfoam in Rat Models of Active Bleeding From Partial Nephrectomy and Aortic Needle Injury. *Urology*. 2012;80(5):1161.e1-1161.e6. doi:10.1016/j.urology.2012.06.048
- 3 Li H, Wang L, Alwaal A et al. Comparison of Topical Hemostatic Agents in a Swine Model of Extremity Arterial Hemorrhage: BloodSTOP iX Battle Matrix vs. QuikClot Combat Gauze. *Int J Mol Sci*. 2016;17(4):545. doi:10.3390/ijms17040545
- 4 Peng D, B. Reed-Maldonado A, Banie L, Wang G, Lin G, F. Lue T. Carboxymethylcellulose Activates Dermal Cells and Adipose-Derived Stem Cells Through Wnt/ β -catenin Pathway. *J Surg Res (Houst)*. 2021;04(01). doi:10.26502/jsr.10020117
- 5 Ju S, Wang K, Qiao L et al. Application of BloodSTOP iX Wound Heal Nanocellulose Matrix for Burn Wound Care. *J Surg Res (Houst)*. 2021;04(01). doi:10.26502/jsr.10020105
- 6 Ethox International, Rush, NY, Hemostasis Assessment of BloodSTOP, BloodSTOP iX, GLP-2006-0332, 2006.



Immediate Hemostasis with DonorSeal™



Re-healing of donor site at 7 days from 2nd harvest

© 2024 LifeScience PLUS, Inc.
All Rights Reserved.
BloodSTOP® is a registered trademark.
Multiple patents pending.

Rev. 2024-03

LifeSciencePLUS, Inc.

2520A Wyandotte Street, Mountain View, CA 94043, USA | P.O. Box 60783, Palo Alto, CA 94306
1.877.587.5433 (U.S.) | 1.650.565.8172 (International) | www.lifescienceplus.com

ADV-59-BSiX-DS-3